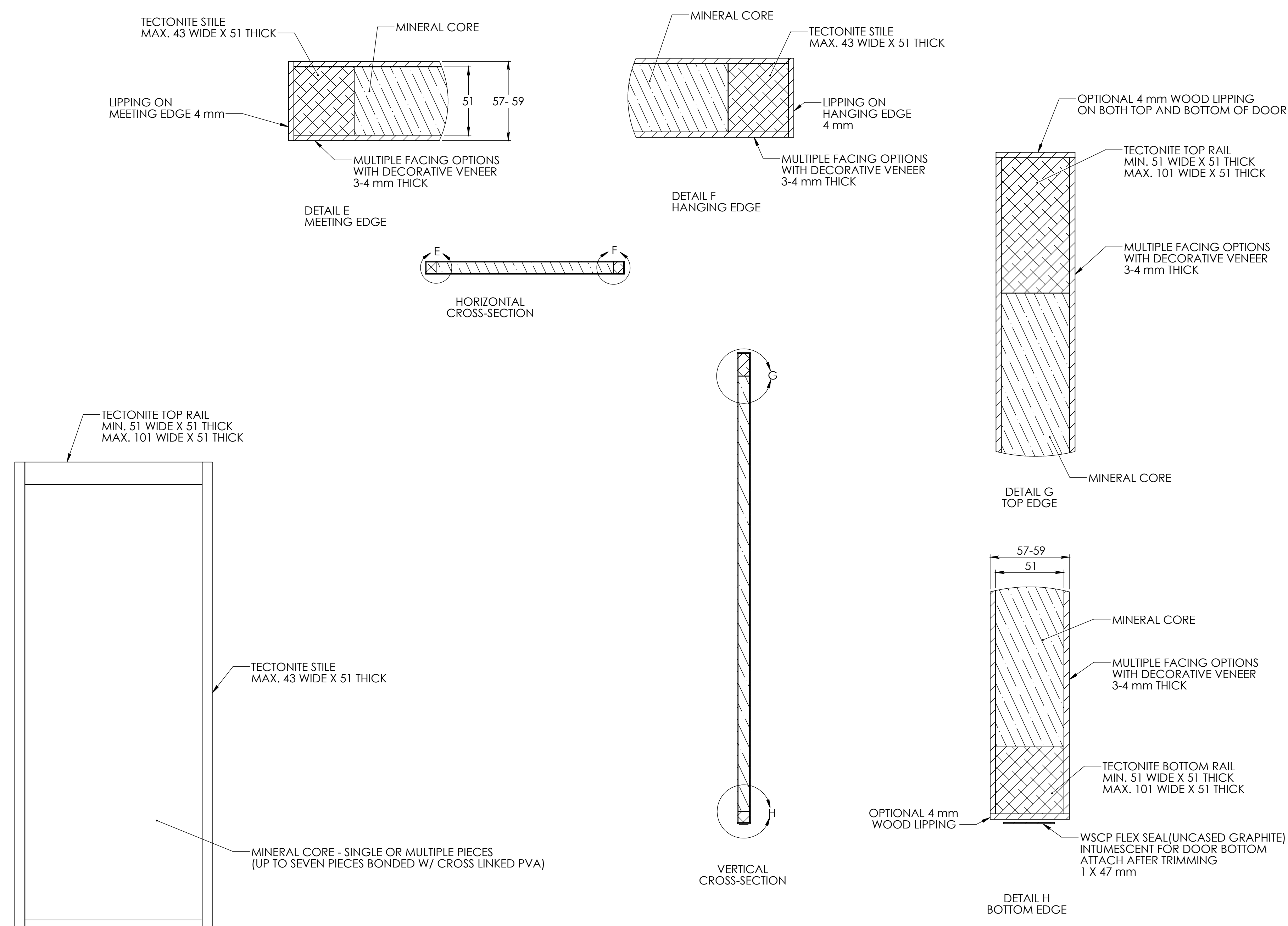


8 7 6 5 4 3 2 1

F  
E  
D  
C  
B  
A



**DOOR CONSTRUCTION - SINGLE SWING  
 DETAIL VIEWS**

**PROPRIETARY AND CONFIDENTIAL**  
 THE INFORMATION CONTAINED IN THIS DRAWING IS THE SOLE PROPERTY OF <INSERT COMPANY NAME HERE>. ANY REPRODUCTION IN PART OR AS A WHOLE WITHOUT THE WRITTEN PERMISSION OF <INSERT COMPANY NAME HERE> IS PROHIBITED.

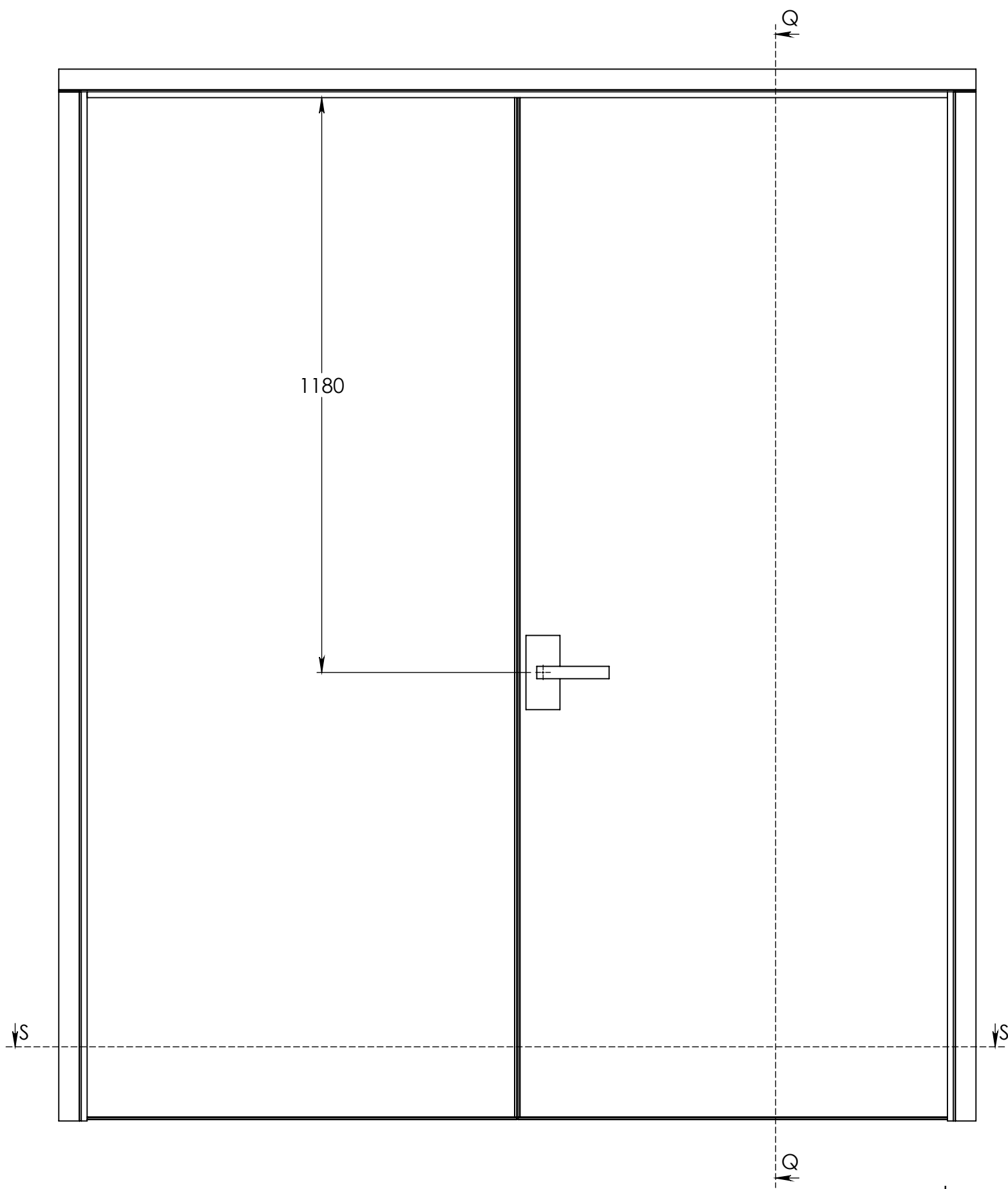
|                                      |                      |           |      |
|--------------------------------------|----------------------|-----------|------|
| UNLESS OTHERWISE SPECIFIED:          |                      | NAME      | DATE |
| DIMENSIONS ARE IN INCHES             |                      | DRAWN     |      |
| TOLERANCES:                          |                      | CHECKED   |      |
| FRACTIONAL ±                         |                      | ENG APPR. |      |
| ANGULAR: MACH ± BEND ±               |                      | MFG APPR. |      |
| TWO PLACE DECIMAL ±                  |                      | Q.A.      |      |
| THREE PLACE DECIMAL ±                |                      | COMMENTS: |      |
| INTERPRET GEOMETRIC TOLERANCING PER: | FINISH               |           |      |
| MATERIAL                             |                      |           |      |
| NEXT ASSY                            | USED ON              |           |      |
| APPLICATION                          | DO NOT SCALE DRAWING |           |      |

|                                 |          |              |
|---------------------------------|----------|--------------|
| WARM SPRINGS COMPOSITE PRODUCTS |          |              |
| TITLE:                          |          |              |
| BRITISH STANDARD CONSTRUCTION   |          |              |
| SIZE                            | DWG. NO. | REV          |
| <b>C</b>                        |          |              |
| SCALE: 1:12                     | WEIGHT:  | SHEET 1 OF 4 |

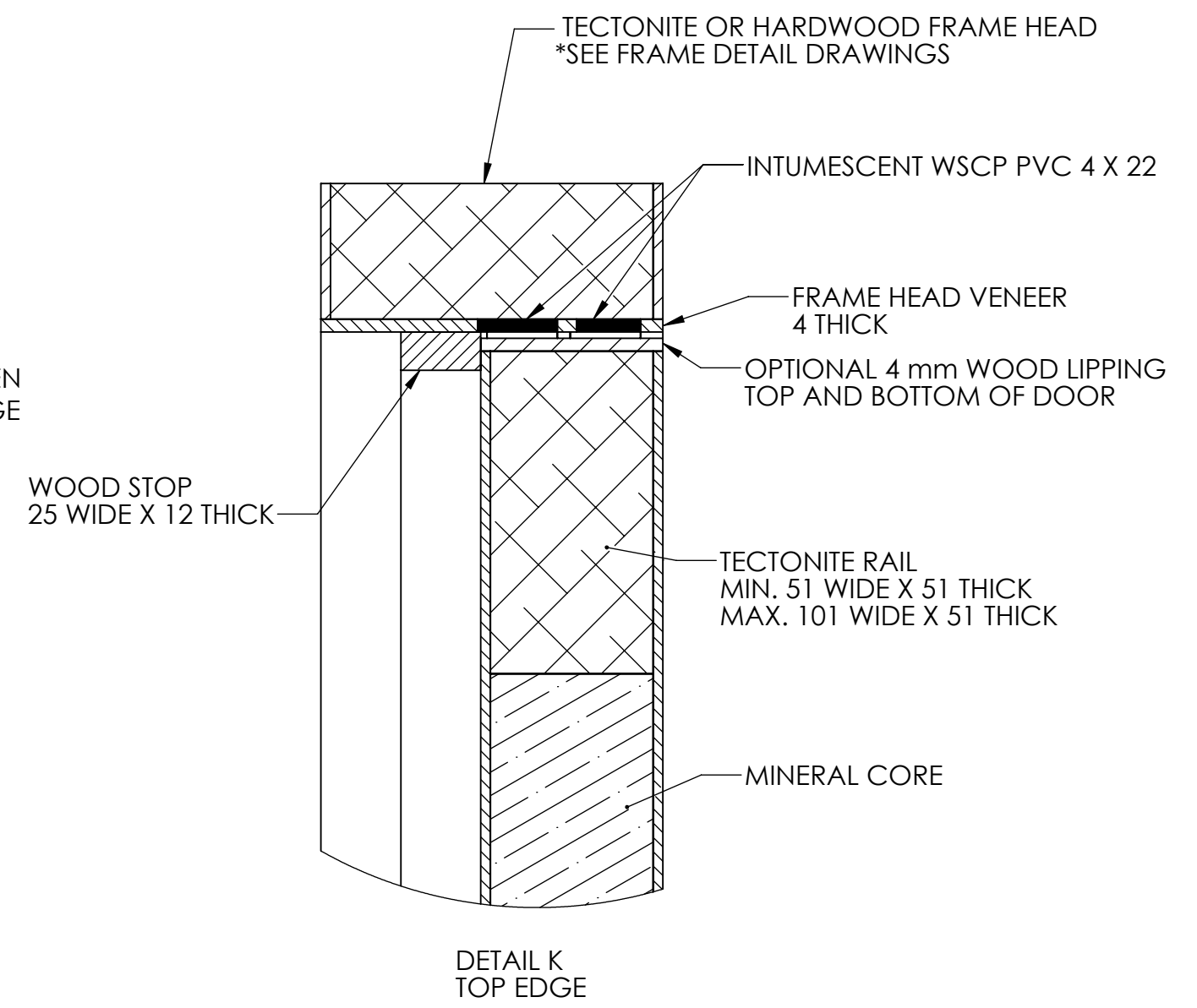
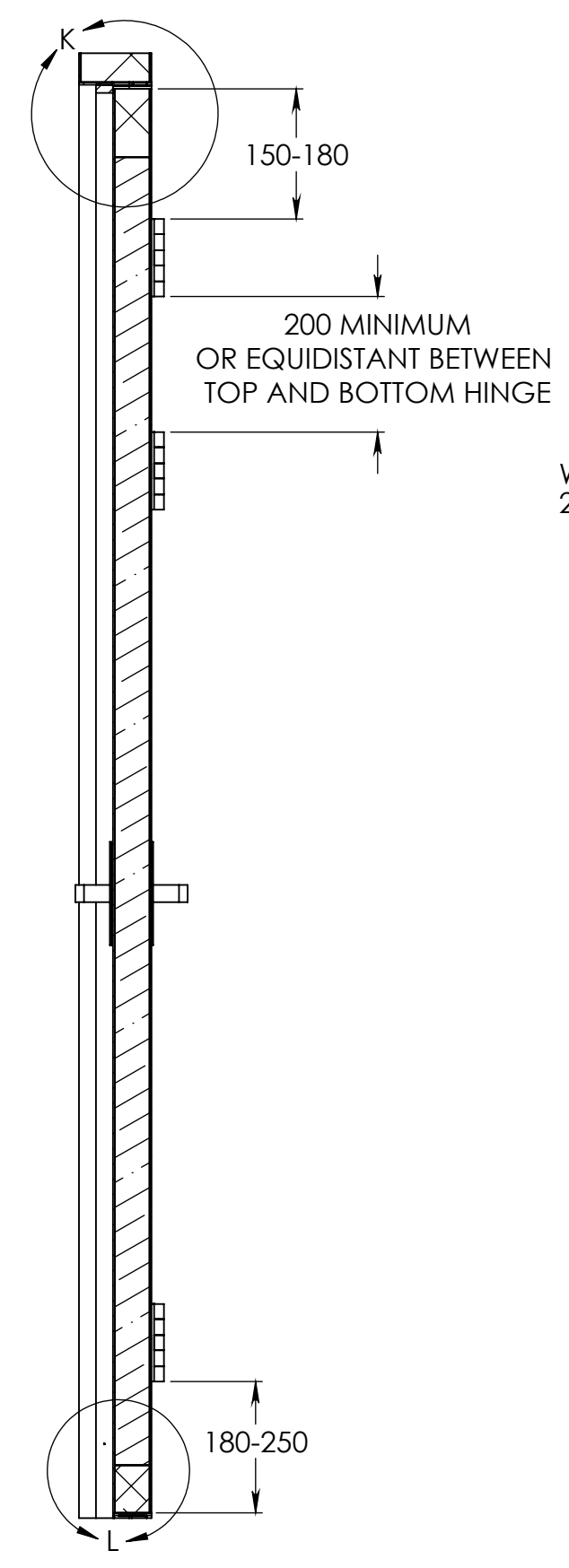
8 7 6 5 4 3 2 1

8 7 6 5 4 3 2 1

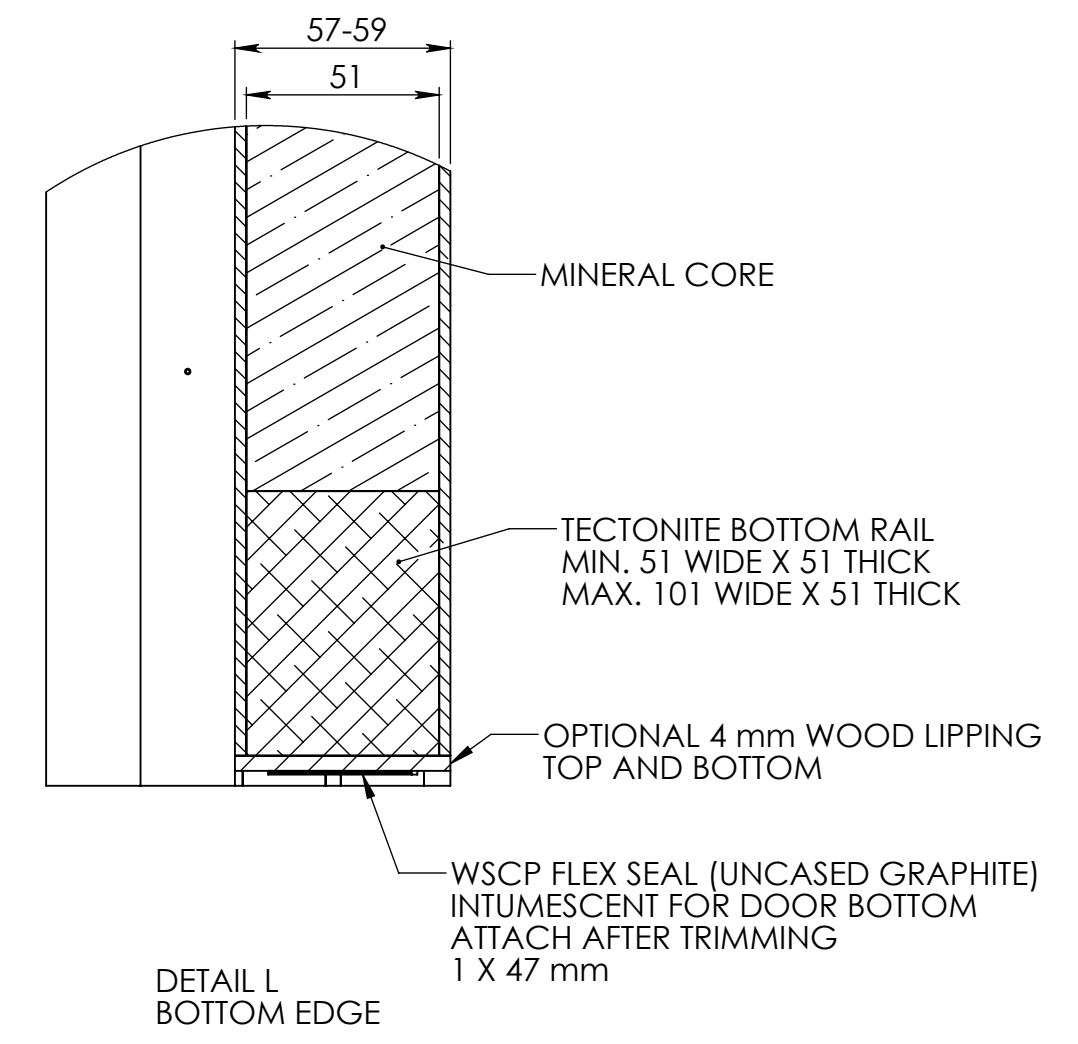
F  
E  
D  
C  
B  
A



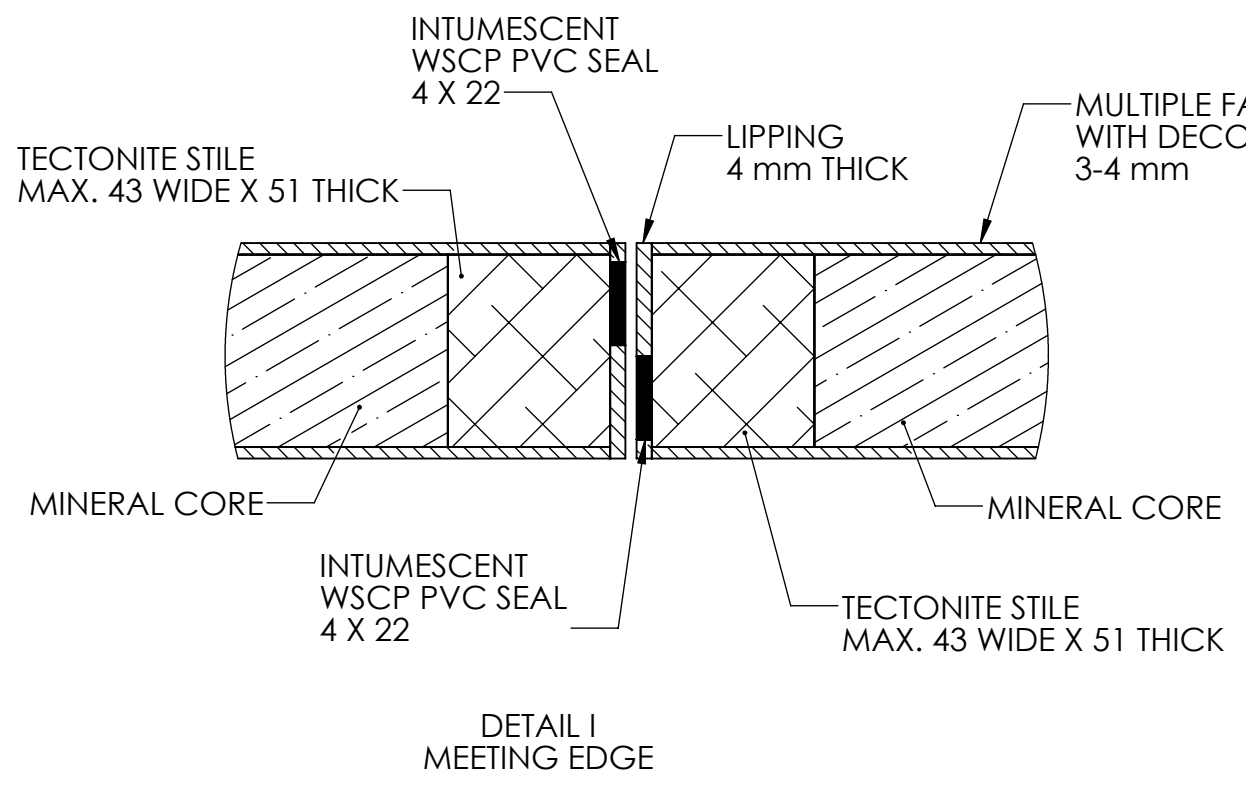
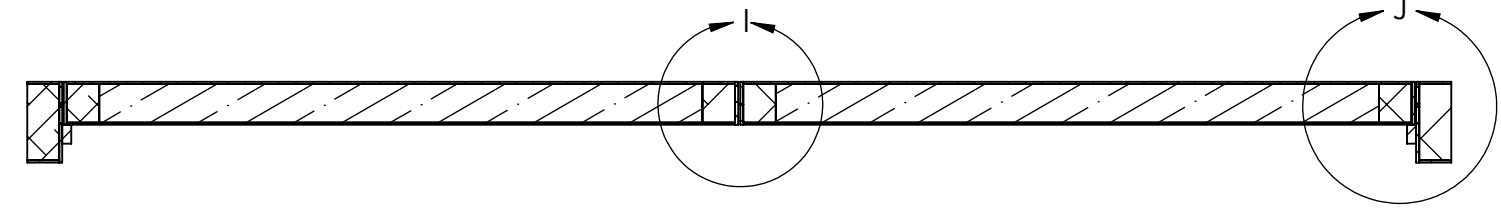
HINGE LOCATIONS FOR THREE HINGE DOORS < 2135 mm TALL



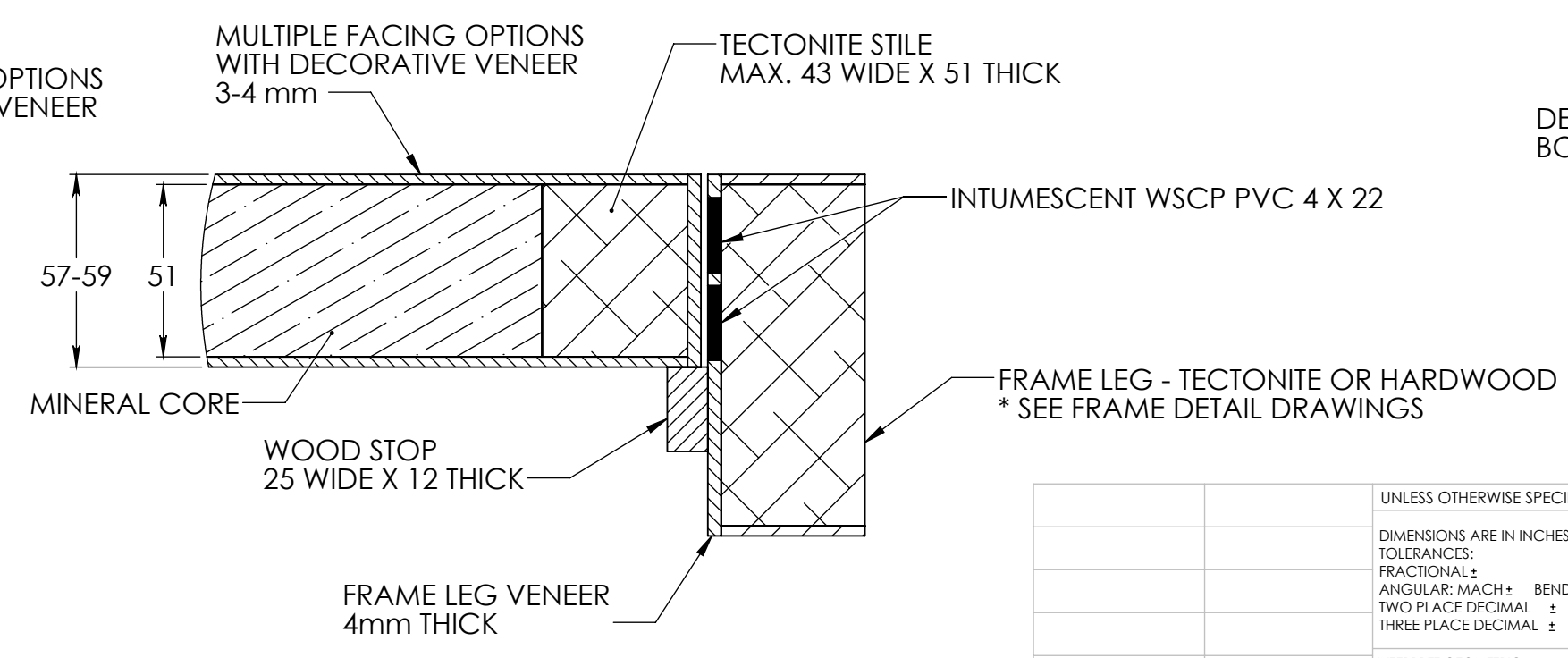
DETAIL K TOP EDGE



DETAIL L BOTTOM EDGE



DETAIL I MEETING EDGE



DETAIL J HANGING EDGE

**ASSEMBLY DETAIL VIEWS PAIRS**

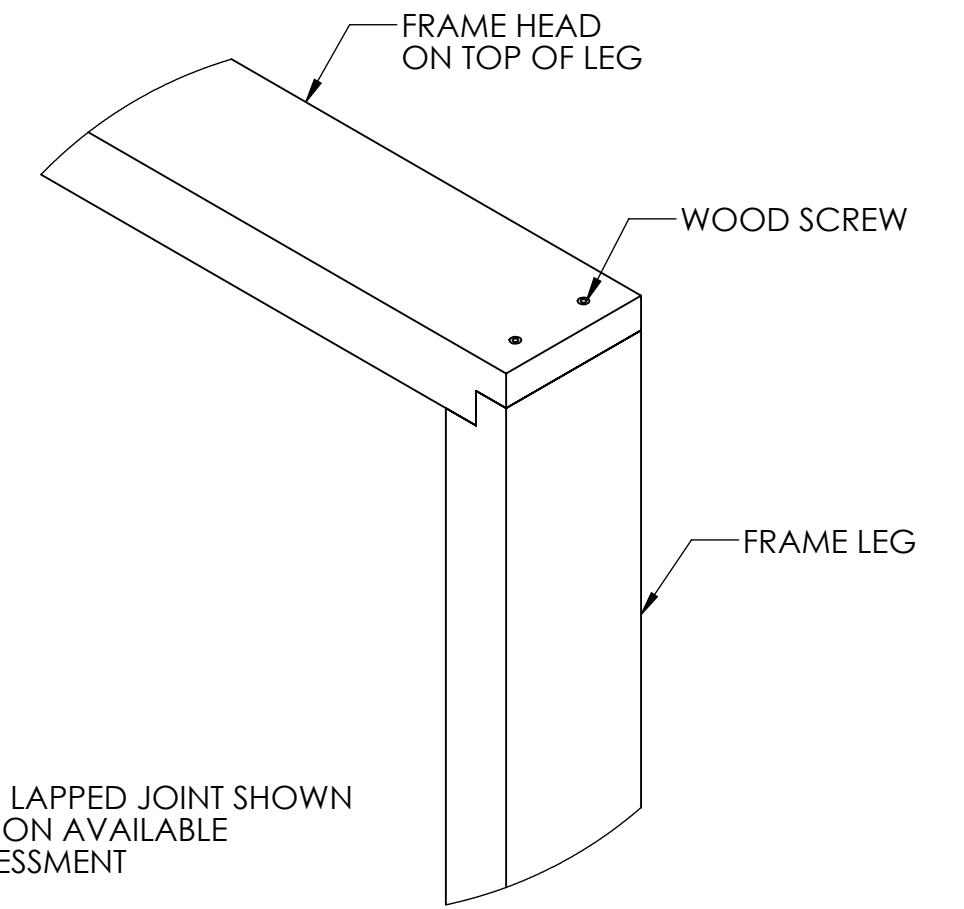
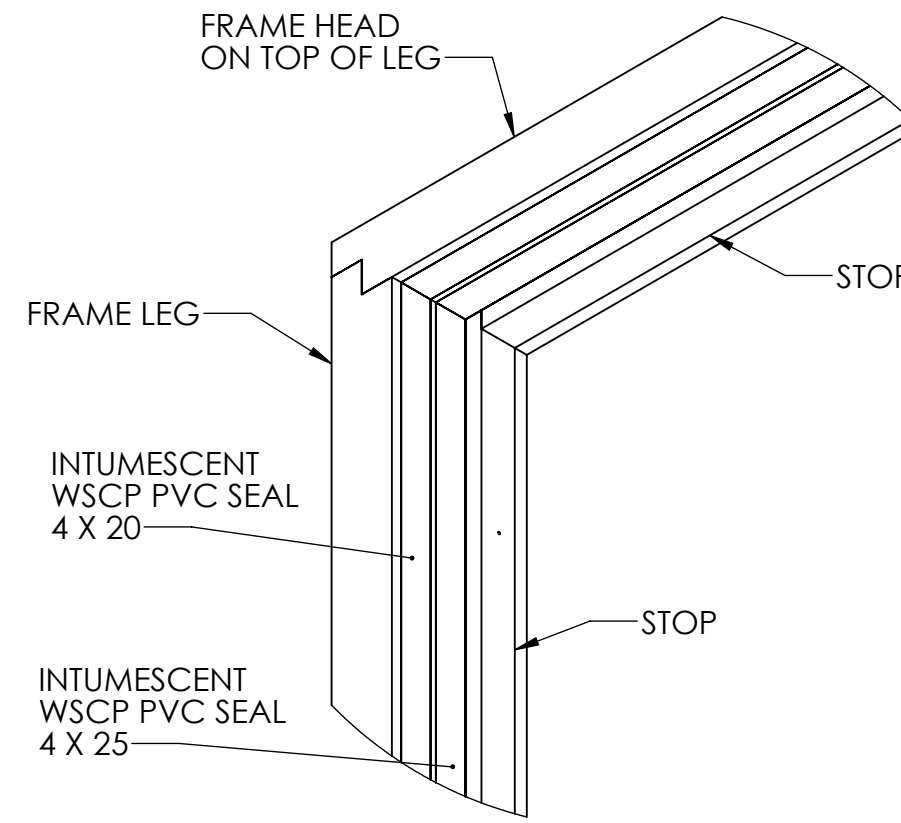
**PROPRIETARY AND CONFIDENTIAL**  
THE INFORMATION CONTAINED IN THIS DRAWING IS THE SOLE PROPERTY OF <INSERT COMPANY NAME HERE>. ANY REPRODUCTION IN PART OR AS A WHOLE WITHOUT THE WRITTEN PERMISSION OF <INSERT COMPANY NAME HERE> IS PROHIBITED.

|                                      |                      |           |      |
|--------------------------------------|----------------------|-----------|------|
| UNLESS OTHERWISE SPECIFIED:          |                      | NAME      | DATE |
| DIMENSIONS ARE IN INCHES             |                      | DRAWN     |      |
| TOLERANCES:                          |                      | CHECKED   |      |
| FRACTIONAL ±                         |                      | ENG APPR. |      |
| ANGULAR: MACH ±                      |                      | MFG APPR. |      |
| BEND ±                               |                      | Q.A.      |      |
| TWO PLACE DECIMAL ±                  |                      | COMMENTS: |      |
| THREE PLACE DECIMAL ±                |                      |           |      |
| INTERPRET GEOMETRIC TOLERANCING PER: | FINISH               |           |      |
| MATERIAL                             |                      |           |      |
| NEXT ASSY                            | USED ON              |           |      |
| APPLICATION                          | DO NOT SCALE DRAWING |           |      |

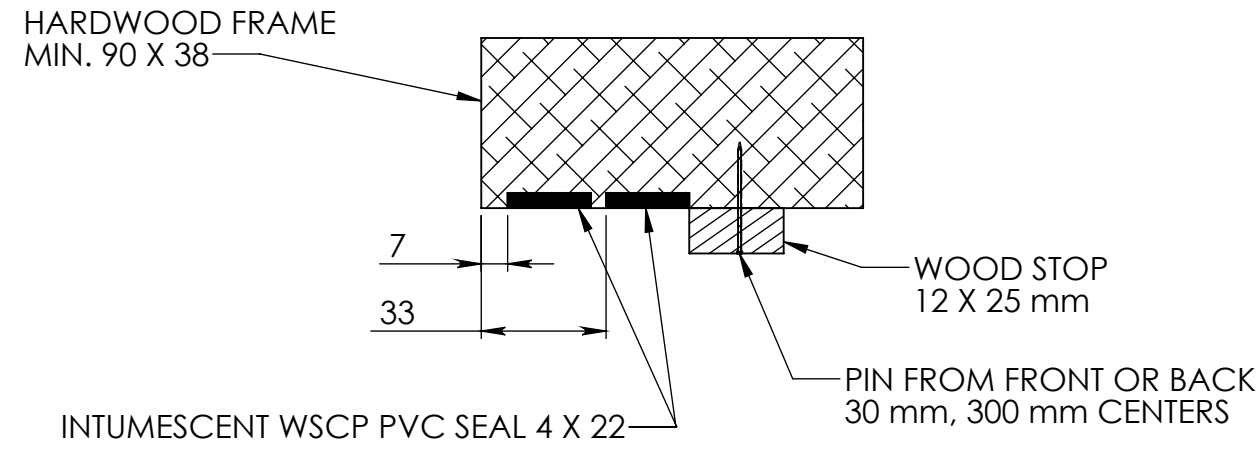
|                                 |              |     |
|---------------------------------|--------------|-----|
| WARM SPRINGS COMPOSITE PRODUCTS |              |     |
| TITLE:                          |              |     |
| BRITISH STANDARD CONSTRUCTION   |              |     |
| SIZE                            | DWG. NO.     | REV |
| <b>C</b>                        |              |     |
| SCALE: 1:10 WEIGHT:             | SHEET 2 OF 4 |     |

8 7 6 5 4 3 2 1

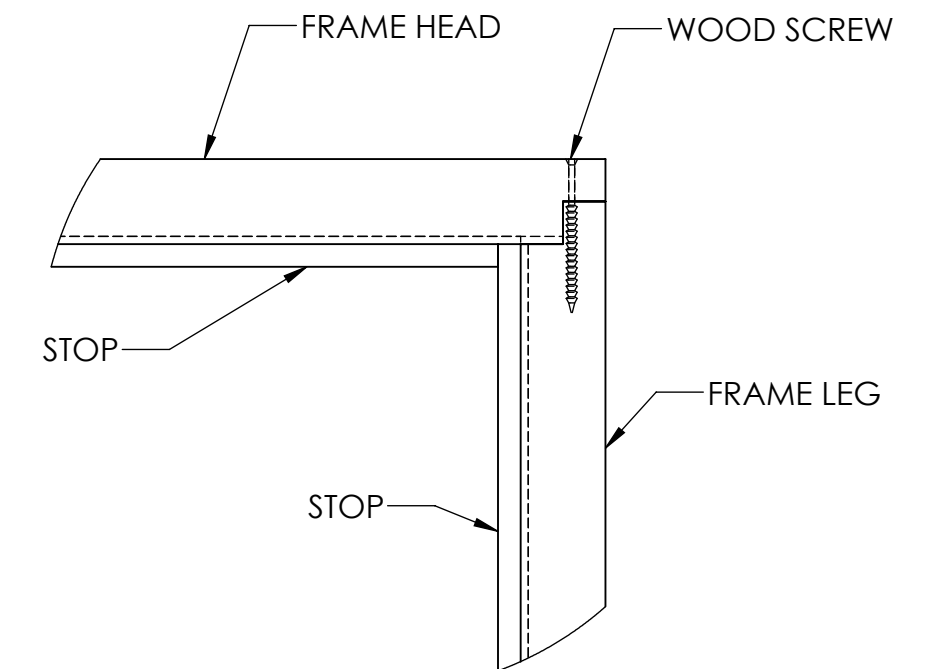
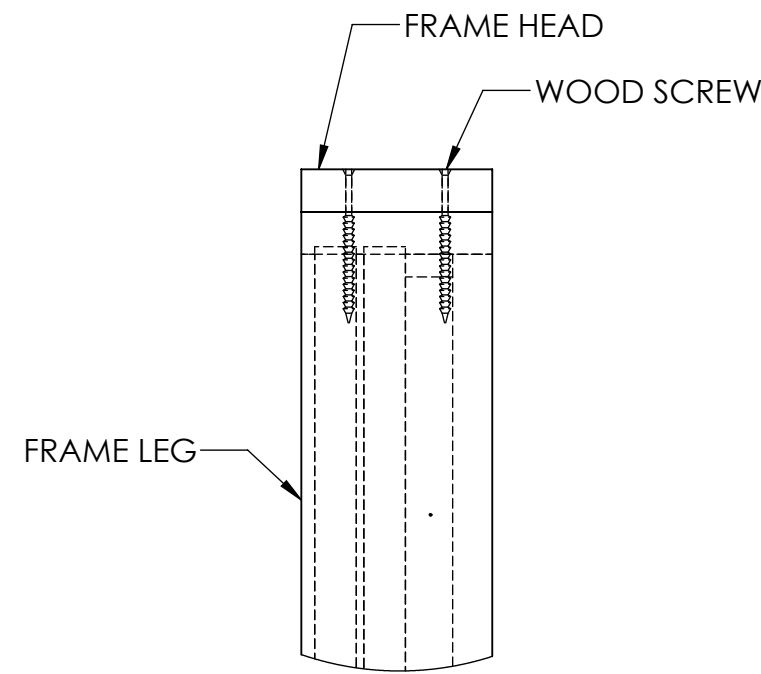
# HARDWOOD FRAME CONSTRUCTION DETAILS



NOTE: HALF LAPPED JOINT SHOWN  
OTHER OPTION AVAILABLE  
AS PER ASSESSMENT



CROSS-SECTION  
HEAD AND LEGS



FRAME DETAIL VIEWS

**WOOD FRAME - DETAIL VIEWS**  
**680 Kg/M HARDWOOD**  
**SINGLES 120 MINUTES OR LESS**  
**PAIRS 90 MINUTES OR LESS**

**PROPRIETARY AND CONFIDENTIAL**  
THE INFORMATION CONTAINED IN THIS DRAWING IS THE SOLE PROPERTY OF <INSERT COMPANY NAME HERE>. ANY REPRODUCTION IN PART OR AS A WHOLE WITHOUT THE WRITTEN PERMISSION OF <INSERT COMPANY NAME HERE> IS PROHIBITED.

|             |         |   |  |           |      |                                    |              |
|-------------|---------|---|--|-----------|------|------------------------------------|--------------|
|             |         | UNLESS OTHERWISE SPECIFIED:             |  | NAME      | DATE | WARM SPRINGS<br>COMPOSITE PRODUCTS |              |
|             |         | DIMENSIONS ARE IN INCHES                |  | DRAWN     |      | TITLE:                             |              |
|             |         | TOLERANCES:                             |  | CHECKED   |      | BRITISH STANDARD<br>CONSTRUCTION   |              |
|             |         | FRACTIONAL ±                            |  | ENG APPR. |      | SIZE                               | DWG. NO.     |
|             |         | ANGULAR: MACH ± BEND ±                  |  | MFG APPR. |      | SCALE: 1:4                         | WEIGHT:      |
|             |         | TWO PLACE DECIMAL ±                     |  | Q.A.      |      |                                    | REV          |
|             |         | THREE PLACE DECIMAL ±                   |  | COMMENTS: |      |                                    | SHEET 3 OF 4 |
|             |         | INTERPRET GEOMETRIC<br>TOLERANCING PER: |  |           |      |                                    |              |
|             |         | MATERIAL                                |  |           |      |                                    |              |
| NEXT ASSY   | USED ON | FINISH                                  |  |           |      |                                    |              |
| APPLICATION |         | DO NOT SCALE DRAWING                    |  |           |      |                                    |              |

